

# Make an Angel Ornament

While silver balls and shiny tinsel help bring Christmas cheer to any tree, there's always room for some homemade ornaments children and parents can make together.

For a heavenly time with the children this Christmas, try making easy clothespin angels. It requires few supplies, offers multiple variations and still has that old-time classic ornament charm.

## Supplies:


- 1 pair craft scissors
- Elmer's glue (optional)
- 1 pipe cleaner, any color
- 1 old-fashioned wooden clothespin, no hinges
- 1 rectangular piece of colored paper, about 8"x5"
- markers, crayons, sequins, glitter (optional)



## Directions:




**Step 1.** Cut the pipe cleaner in half with the scissors.




**Step 4.** Fold the rectangular piece of paper accordion-style like making a fan.




**Step 2.** Place half of the pipe cleaner through the middle opening of the clothespin.



**Step 5.** Pinch the paper in the middle, like making a bow.



**Step 3.** Twist the pipe cleaner around back of clothespin and back to the front to make arms.



**Step 6.** Slide folded paper through middle of clothespin to form wings. If using tissue paper, a little Elmer's glue might be needed inside the clothespin opening to get the paper to stay. If using stiff craft paper, no glue is necessary.



**Step 7.** Take the other half of the pipe cleaner and make a hook at one end using your finger. Then twist the other end of the pipe cleaner around the head of the clothespin to attach it.



**Step 8.** Wrap the middle of the pipe cleaner attached to the head of the clothespin around your finger in a circle to create a halo.



**Step 9.** Color the body of the clothespin using crayons or markers. Optional decorations include gluing bits of decorative paper, sequins, beads or glitter to the body and head of the clothespin.



**Step 10.** Let dry for 30 minutes to an hour if using glue, then hang on the tree.



Try using Sunday's comics for multicolored wings!

Globe/Melissa Dunson & Tricia Courtney